

## Council Tax Support Consultation 2017-18 Proposal: Interim report

This report was created on Friday 02 September 2016 at 11:03.

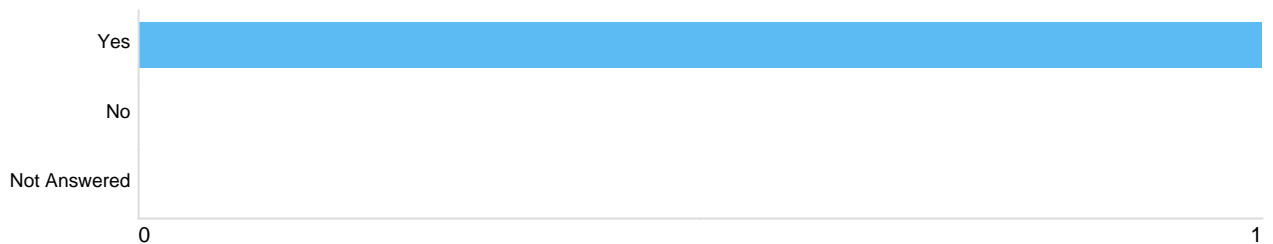
The consultation had not yet closed when this report was generated. As such, this report may not accurately reflect the final distribution of responses, and should be treated as interim only.

### Contents

Question 1: Do you agree the council should meet the shortfall to keep support consistent with Council Tax benefit?	1
5	1
Question 2: Do you agree with our proposal to abolish the Family Premium?	1
5	1
Question 3: Do you agree with our proposal to reduce the permitted period for temporary absences outside GB?	2
reduce period	2
Question 4: Please explain your view on the council's decision to absorb the cost	2
(complete below)	2
Question 5: Do you pay council tax to the Hammersmith & Fulham Council?	2
1	2
Question 6: Do you receive Council Tax support?	2
2	2
Question 7: What is your age group?	3
3	3
Question 8: Are you (please tick one):	3
4	3
Question 9: Are you (please tick one)	4
5	4
Question 10: Are you responding to the consultation in your capacity as a representative of any of the following:	4
6	4

### Question 1: Do you agree the council should meet the shortfall to keep support consistent with Council Tax benefit?

5



Option	Total	Percent
Yes	1	100.00%
No	0	0%
Not Answered	0	0%

### Question 2: Do you agree with our proposal to abolish the Family Premium?

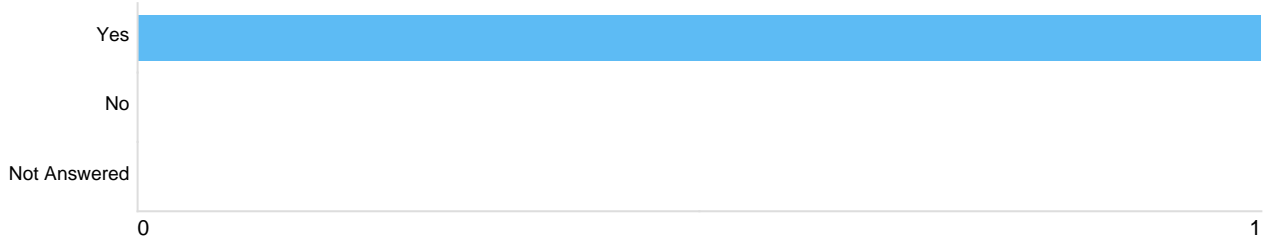
5



Option	Total	Percent
Yes	0	0%
No	1	100.00%
Not Answered	0	0%

**Question 3: Do you agree with our proposal to reduce the permitted period for temporary absences outside GB?**

*reduce period*



Option	Total	Percent
Yes	1	100.00%
No	0	0%
Not Answered	0	0%

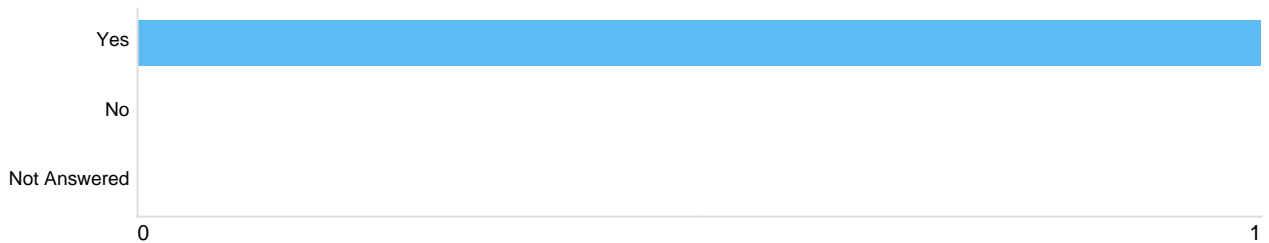
**Question 4: Please explain your view on the council's decision to absorb the cost**

*(complete below)*

There were 1 responses to this part of the question.

**Question 5: Do you pay council tax to the Hammersmith & Fulham Council?**

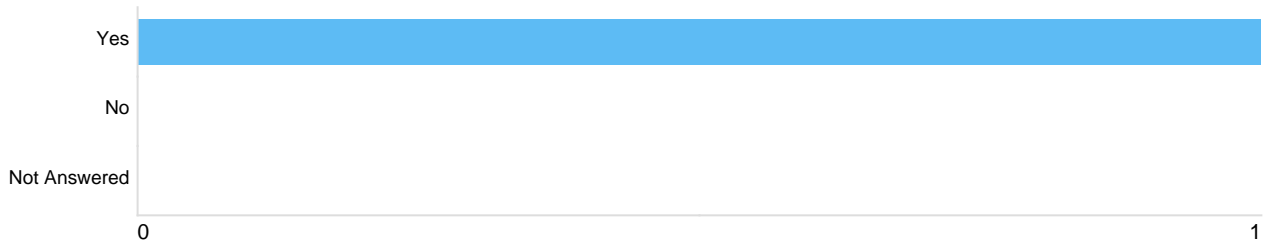
1



Option	Total	Percent
Yes	1	100.00%
No	0	0%
Not Answered	0	0%

**Question 6: Do you receive Council Tax support?**

2



Option	Total	Percent
Yes	1	100.00%
No	0	0%
Not Answered	0	0%

**Question 7: What is your age group?**

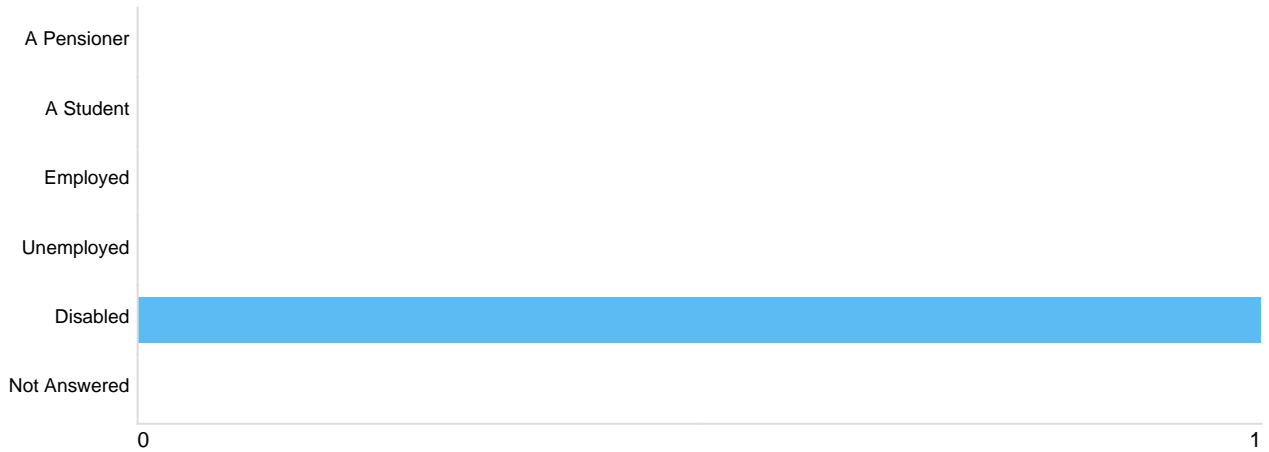
3



Option	Total	Percent
Under 18	0	0%
18 - 59	1	100.00%
60 or over	0	0%
Not Answered	0	0%

**Question 8: Are you (please tick one):**


4



Option	Total	Percent
A Pensioner	0	0%
A Student	0	0%
Employed	0	0%
Unemployed	0	0%
Disabled	1	100.00%
Not Answered	0	0%

**Question 9: Are you (please tick one)**

5



Option	Total	Percent
White (British, Irish, gypsy or Irish traveller or any other white background)	1	100.00%
Mixed (White and black Caribbean, white and black African, white and Asian or any other mixed background)	0	0%
Asian or Asian British (Indian, Pakistani, Bangladeshi, Chinese or any other Asian background)	0	0%
Black or black British (Caribbean, African or any other black background)	0	0%
Other (Arab or any other ethnic group)	0	0%
Not Answered	0	0%

**Question 10: Are you responding to the consultation in your capacity as a representative of any of the following:**

6



<b>Option</b>	<b>Total</b>	<b>Percent</b>
Voluntary organisation	0	0%
Housing Association	0	0%
Landlord	0	0%
Other	1	100.00%
Not Answered	0	0%